

Internet Draft
Category: Informational
Expires: January 27th, 2008

E. Terrell
ETT-R&D Publications
July 2007

The IPtX Domain Name Service Specification; IPtX-MX DNS

'draft-terrell-iptx-mx-dns-specification-01'

Status of this Memo

Internet-Drafts are working documents of the Internet Engineering Task Force (IETF), its areas, and its working groups. Note that other groups may also distribute working documents as Internet-Drafts. Internet-Drafts are draft documents valid for a maximum of six months and may be updated, replaced, or obsoleted by other documents at any time. It is inappropriate to use Internet-Drafts as reference material or to cite them other than as "work in progress." "This document may not be modified, and derivative works of it may not be created, except to publish it as an RFC and to translate it into languages other than English."

The list of current Internet-Drafts can be accessed at

<http://www.ietf.org/ietf/1id-abstracts.txt>.

The list of Internet-Draft Shadow Directories can be accessed at

<http://www.ietf.org/shadow.html>.

Intellectual Property Rights (IPR) Statement

By submitting this Internet-Draft, each author represents that any applicable patent or other IPR claims of which he or she is aware have been or will be disclosed and any of which he or she becomes aware will be disclosed, in accordance with Section 6 of BCP 79.

Requirements Terminology

The keywords Must, Must Not, Required, Shall, Shall Not, Should, Should Not, Recommended, May, and Optional, when they appear in this document, are to be interpreted as described in [RFC-2119].

Conventions

Please note, the mathematical operators that cannot be represented in the 'txt' file format, which represent; the '^' Carrot sign for 'NESTED' Super-Script, and the 'v' sign is used for a 'NESTED' Sub-Script.

This Internet-Draft will expire on January 27th, 2008.

Abstract

This document defines the IPtX Specification for the 'Domain Name Service' (IPtX / IPtX-MX DNS), and eliminates the possibility of an Addressing 'Conflict', or a Mathematical Addressing Error in the IPtX Address Space when using Multiple IPtX Addressing Formats. In other words, the IPtX / IPtX-MX IP Addressing format on the "Back-End", or "Backbone", obtains its uniqueness through the use and / or difference defined by the accuracy of the 'Exponential Decimal String'. However, this uniqueness, if not clarified, would not be discernable on the "Front-End", because the IPtX IP Addressing Specification 'Allows' only a '64' Bit-Mapped IP Address, or 2 Octets and 4 Quadrants for every IP Addressing Format. That is, on the "Front-End", if there is No distinction, because every Addressing Format in the IPtX Specification, when Resolved, is Equal, there will ultimately be Address Conflicts within the Addressing Scheme.

Introduction

The profoundness of the 'IPtX Specification' is that, it represents and defines a real conundrum. In other words, IP Addressing in the IPtX Specification, is a **Mathematical Enigma** that begs the question; 'How much does anyone really know about the **Human Neuronic Processes**? Or more specifically; 'Does anyone truly understand the **Communication Process of the Neuron** (perhaps, Macro and Quantum Levels), to actually develop a 'True Artificial Intelligence'? In which case, it should be understood; Today's Computers cannot discern the 'Identity', or 'Equality', between any two or more IP Addresses having Numerical Value(s) that actually define the same IP Address in the IPtX Specification - e.g.;

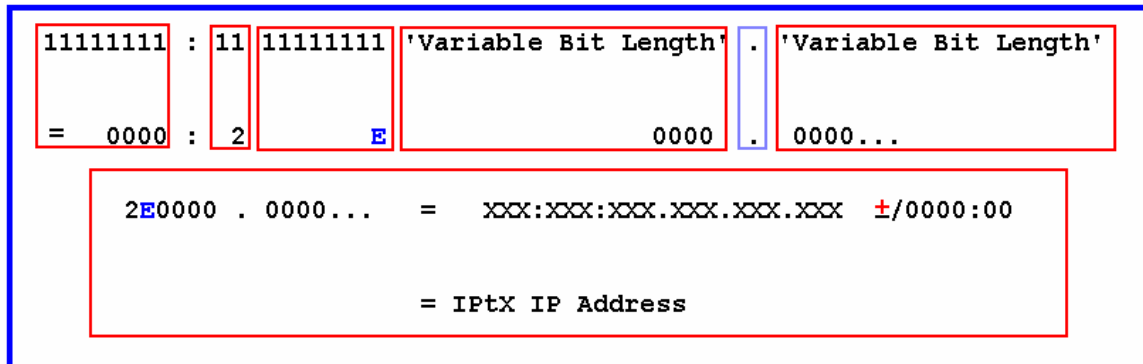
```
213 = 00E0000.0000... ~ 2      E    7  .      73
11010101      11  11001010  111  .  1001001

      Bit-Mapped Length = 110101011111001001 ~ 18 Bits

213 = 00E0000.0000... ~ 2      E    7  .      735
11010101      11  11001010  111  .  1011011111

      Bit-Mapped Length = 110101011111011011111 ~ 21 Bits
```

The distinction between the Binary Numerals is defined by the Accuracy of the 'Exponential Decimal String', which represents a Unique Binary Sequence from the Binary Set, {0,1}. However, while this clearly defines a valid conclusion, it is sustained only on the "Back-End". In other words, when converting the Binary Sequence into the Integer representing the IP Address, an additional Tag, which identifies (equaling the 'CIDR Network Descriptor') the Bit-Mapped Length of the Addressing Format being used is necessary when making a distinction - where;



And given that the Display of the 'CIDR Network Descriptor' is replaced with the Display of the Name of the Addressing Format identifying the Bit-Mapped Length of the IPtX Addressing Format being used;

$\pm/0000:00 = IPtX = \{IPt1, IPt2, \dots IPt100, \dots IPtX\}$

The User sees the Binary Conversion of '2E0000 . 0000...' only as the Integer which represents the IPtX IP Address - In other words, using the IPtX / IPtX-MX DNS 'IP Addressing Format Tag', which distinguishes the Addressing Specification using an 'A' to represent the number of 32 Bit Groupings the Addressing Format contains, prevents 'Front-End' Address Resolution Conflicts. - As given by;

'Front-End' Address Resolution - Conflict Avoidance Technique

```

' XXX:XXX:XXX.XXX.XXX.XXX /XA '

-- Or --

' XXX:XXX:XXX.XXX.XXX.XXX /IPTX '

/IPTX = {IPT1, IPT2, ... , IPT10,000, ... , IPTX} = /XA

213:112:238.009.212.001 /XA , Or, 213:112:238.009.212.001 /IPTX

Where; 'X' = {Any Integer}, and 'A' = {One '4' Octet Group}
and the 'Preferred', since ; XA = 16 Bits:

/XA = 16 Bits = 2EX ; An 'IPTX / IPTX-MX DNS Tag'

2EX; 3Bit = Exponent = 23, 3 Bit Decimal String = 23

2EX = 2E8 .8 = The Number of ('A') Octet Groupings

(Yielding a 8 Bit Number with a 8 Bit Decimal String Accuracy)

Or - [ /X ≥ 1, X ≤ 224; and A = Class ID - 'ID' = A, B, C, D, or E ] = /XA
    
```

' 213 : 112 : 238 . 009 . 212 . 001 ±/XA '

2²⁴ = Unused Bits
= Internet Service
Provider 'ID'
(Back-End ISP ID)

3 State CIDR Network Descriptor
8 - 16 Bit - Switch {'0', '+', '-', '/' }
[Where '0' means "No Sign" or '/']

	THE END-NODE OR FRONT-END	
8 Bit	Network IP	8 - 16 Bits
ZONE IP ADDRESS	Address	
	39 Bits Or	
	4-8 Bit Octets	
		8 - 16 Bits
'2EX' = [XXX : XXX : 999 . 999 . 999 . 999	'±' / X A]	~ 104 Bits
8 Bit - IP AREA CODE ADDRESS		
	16 thru 48 Bits -	'IPTX / IPTX-MX DNS Tag'

/XA = /2²⁴ : Class ID

Note: If - (Prefix x Zone IP x IP Area Code) = 2²⁴;
(Network IP Address) ~ 2⁴⁰; (IPTX-MX DNS Tag) = 2⁴⁸;
And - 104 Bit-Mapped Length = (2¹⁶) x (2⁴⁰) x (2⁴⁸)
Then - (2²⁴) x (2⁴⁰) x (2⁴⁸) = 0000:2E0000.0000... = IPT1
= [2²⁴ = Unused Bits] x (2²⁴) x (2⁴⁰) x (2⁴⁸) = 2¹³⁶

'IPtX / IPtX-MX IP Addressing DNS Tag'

Given that; if the DNS Tag, in essence, represents a Function 'Call' that determines the IPtX Addressing Format being used, then it (the DNS Tag) must also determine the accuracy of the Exponential Decimal String - as given by;

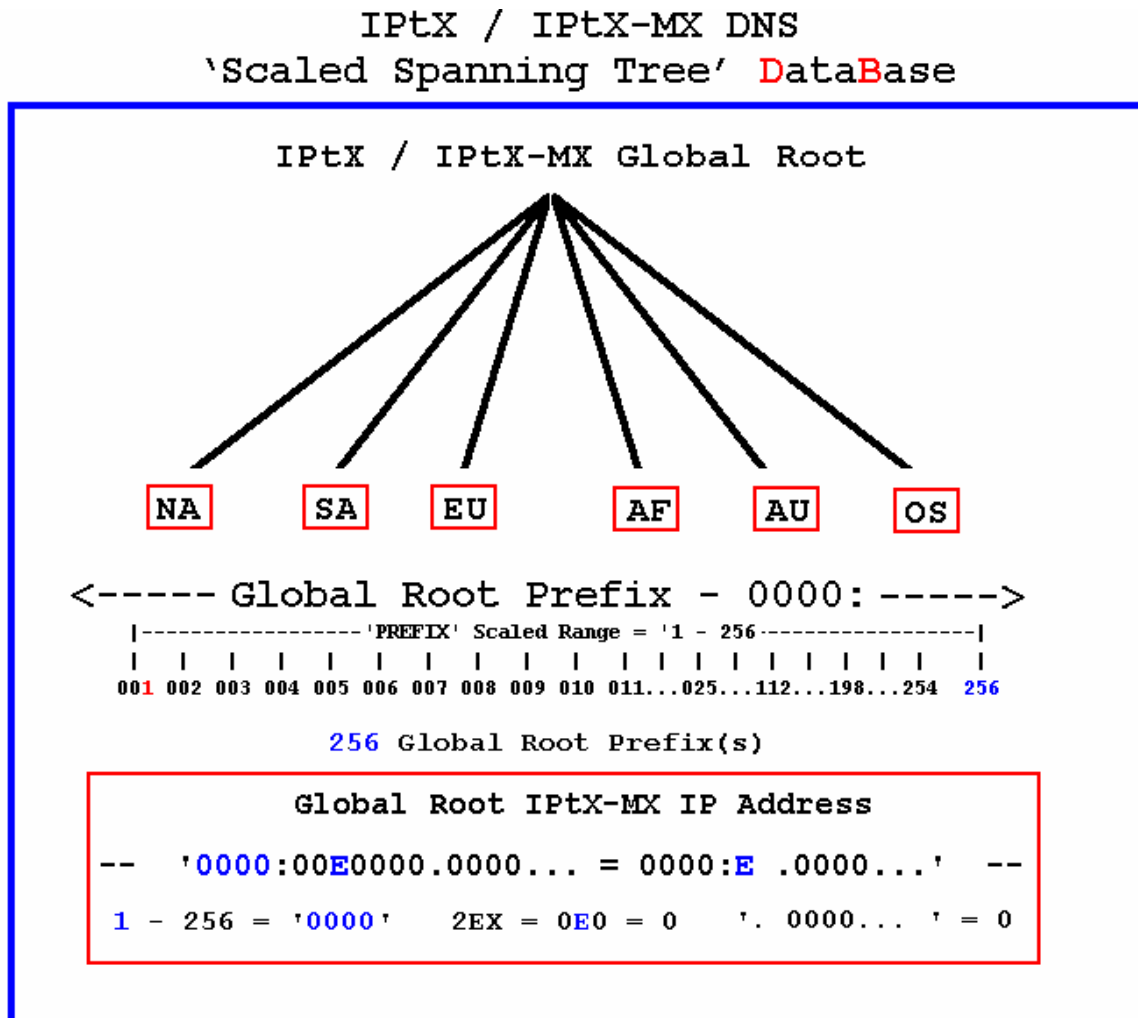
0000:2E0000.0000... - 'DNS Tag' = /XA

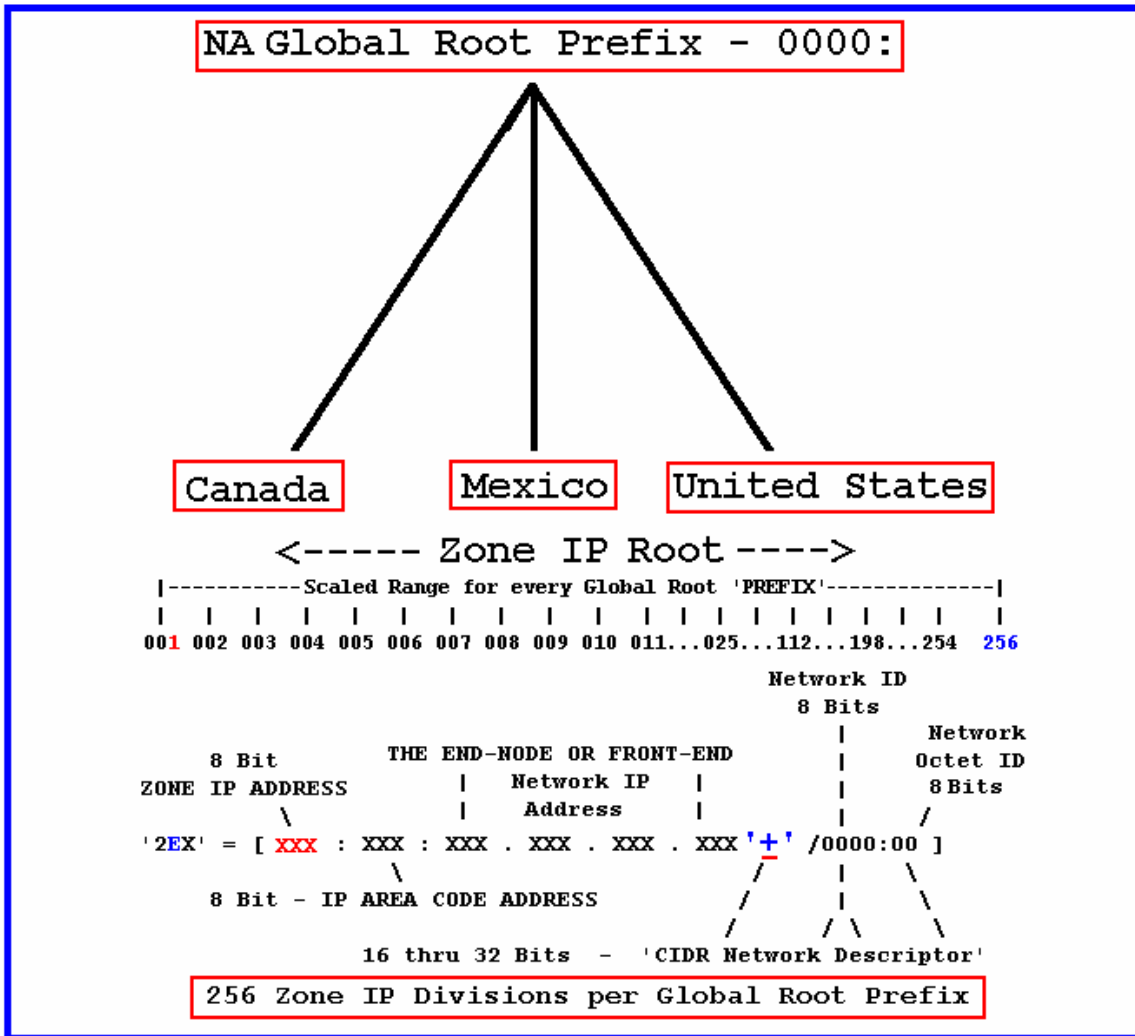
0000:2E0000.0000... - 'DNS Tag' = /XĀ

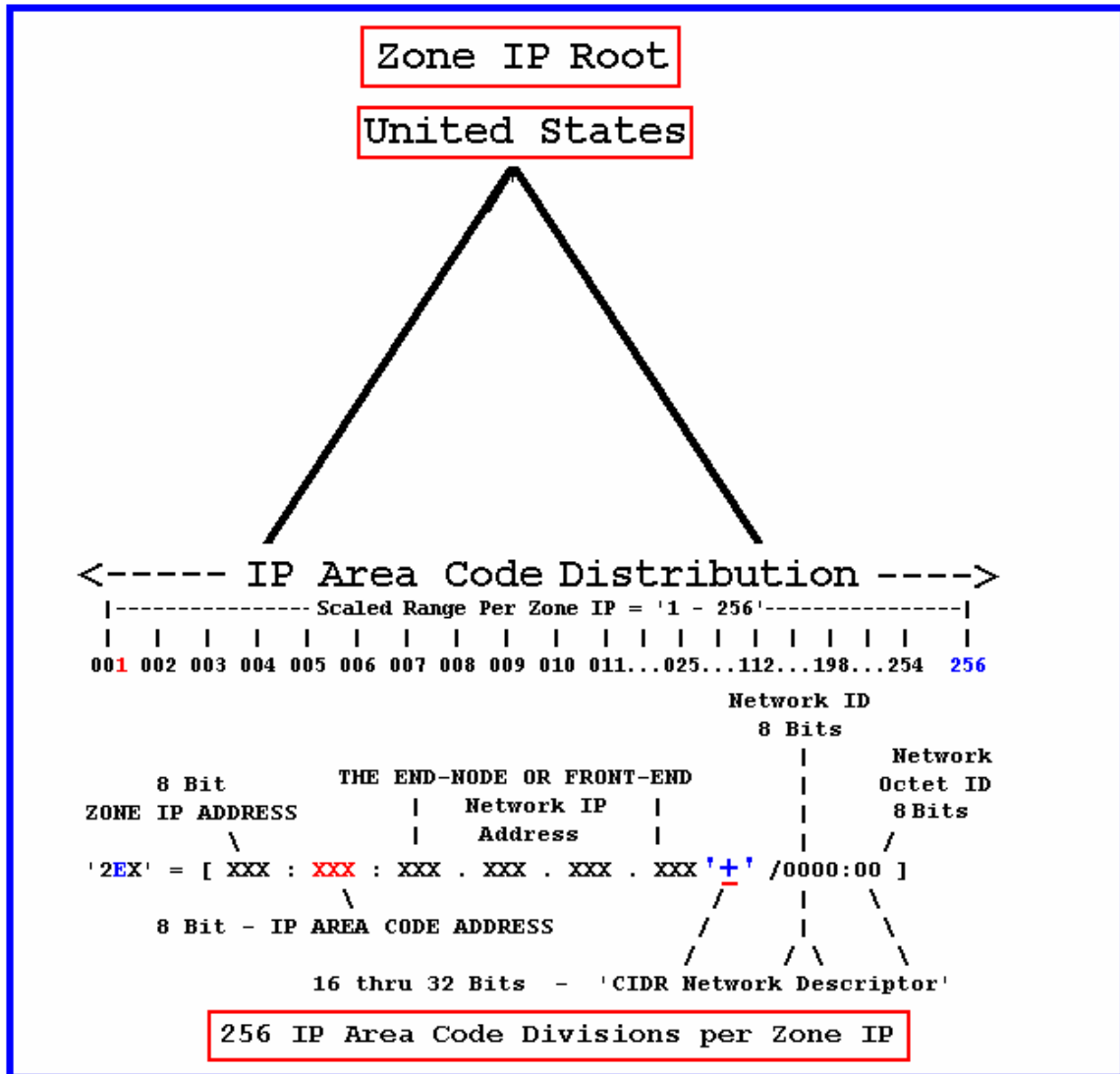
Clearly then, any translation and / or distinction available to the user, must also be defined within the code of the Operating System, and in particular, defined within the code of the 'Domain Name Service' for the IPtX / IPtX-MX DNS Specification.

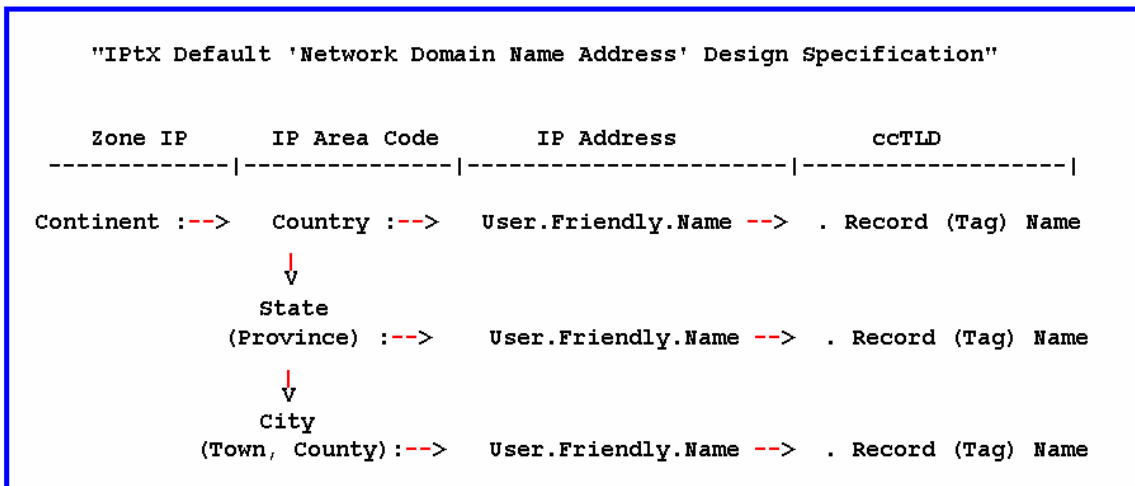
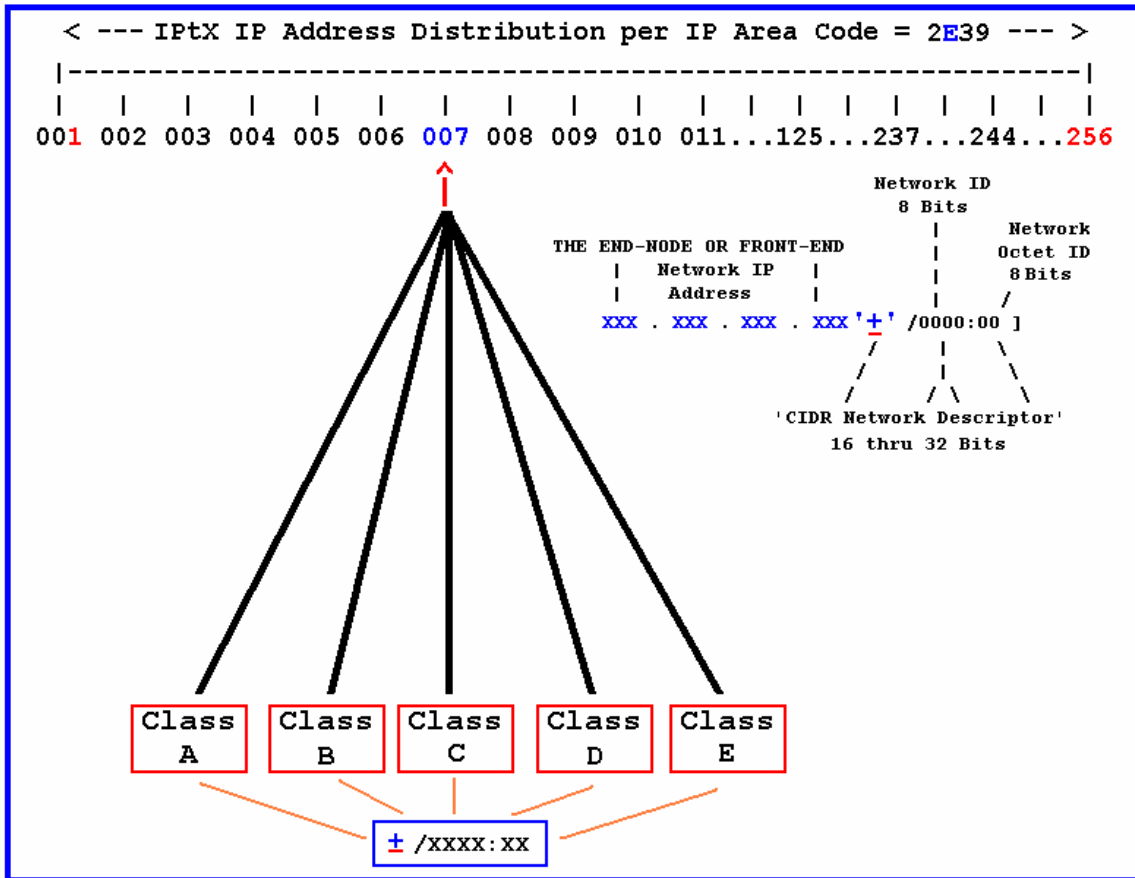
IANA Consideration

I. IPtX / IPtX-MX DNS 'Scaled Spanning Tree' Data Base for an IP Address;

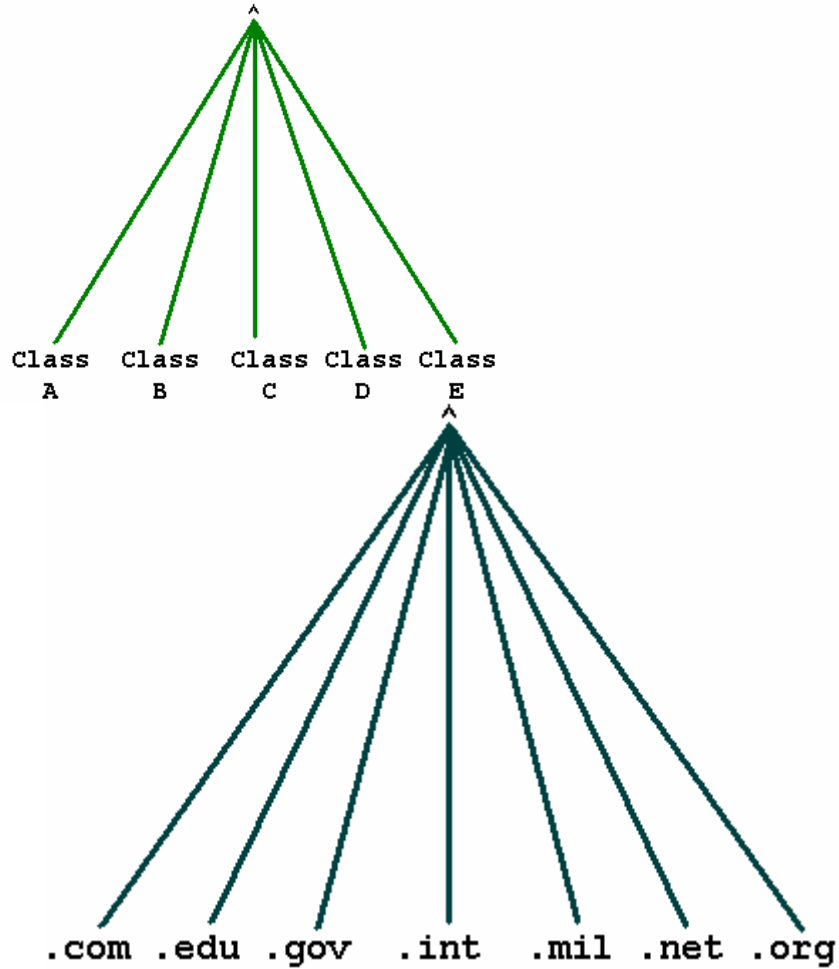
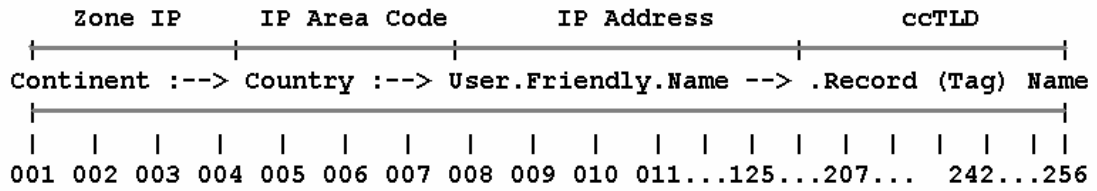








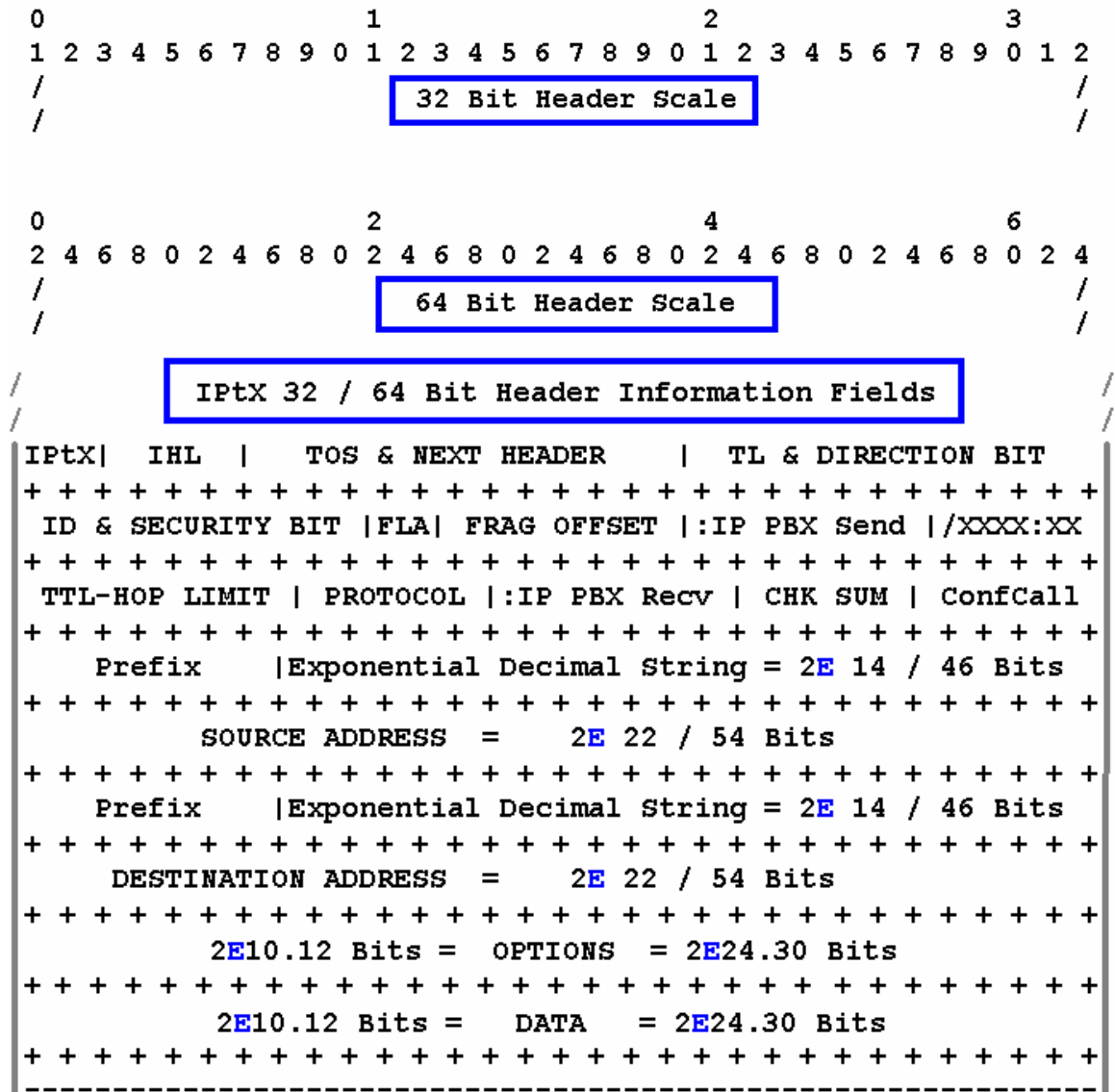
Default IPtX Specification 'Network Domain Name Specification'



II. IPtX 32 / 64 Bit Header Design Specification - 'Variable IP Addressing Format Range Bit-Mapped Capacity' - e.g.; IPt1 thru IPtX

The current IP Bit-Mapped Transmission of an IP Address, is nothing more than the 'End or Station' Node Software Translation of a Binary Numerical Conversion. Clearly, utilizing the same principles and continuing to exploit of the 'DCE Unit'. The Compression Range of a 22 to 54 Bit-Mapped IPtX IP Addressing Format, can be reduces to the Bit-Mapped Length of a 32 or 64 Bit Header.

IPtX 32 / 64 Bit Header



Internet Protocol tX (32 / 64 Bit) Address_Space
 IPTX/IPTX-MX IP Address = 0000:2E0000.0000... / 0000:2E0000.0000...

8 Bits		8 Bits		8 Bits		39 Bits		16 Bits
-----+-----+-----+-----+-----+-----+-----+-----+-----								
Prefix	:	Zone IP	:	IP Area Code	:	IPTX IP Address	:	+ /XXXX:XX

Prefix	Zone IP	IP Area Code	IPTX IP Address	CIDR Network Descriptor	Distribution Purpose	Date
-8 BIT-	-8 BIT-	-8 BIT-	-----	-----	-----	-----
None	None	None	000.000.000.000	None	None	7/2007
001	001-256:	All:	XXX.XXX.XXX.XXX	All	NA	7/2007
002	001-256:	All:	XXX.XXX.XXX.XXX	All	SA	7/2007
003	001-256:	All:	XXX.XXX.XXX.XXX	All	EU	7/2007
004	001-256:	All:	XXX.XXX.XXX.XXX	All	OS	7/2007
005	001-256:	All:	XXX.XXX.XXX.XXX	All	AU	7/2007
006	001-256:	All:	XXX.XXX.XXX.XXX	All	AF	7/2007
007-256	001-256:	All:	XXX.XXX.XXX.XXX	All	IANA/RESERVED	7/2007
IANA	001-256:	All:	000.000.000.000	All	IANA/EMERGENCY	7/2007
IANA	None	None	127.000.000.000	None	IANA/LoopBack	7/2007

SA = South America, NA = North America,
 EU = European Union, AU = African Union,
 AF = Asian Federation, OS = Oceania States

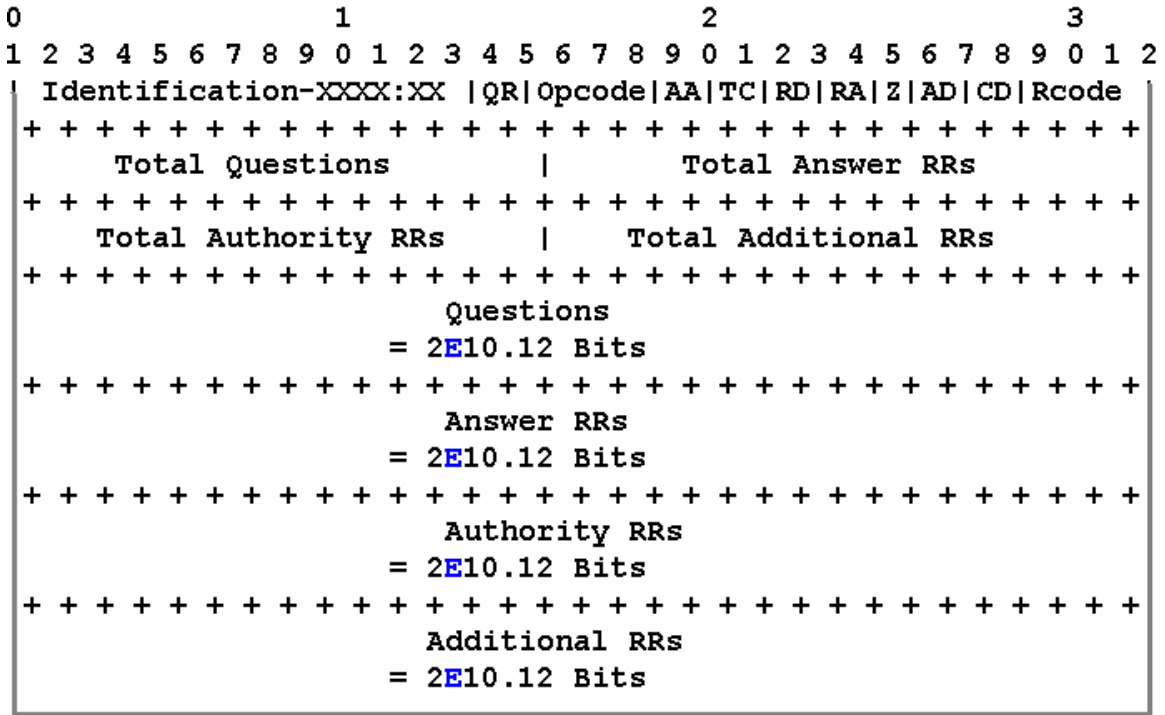
III. IPtX 32 / 64 Bit - DNS Header, DNS Query, DNS Resource Record, TCP Header, TCP Pseudo Header, UDP Header, and UDP Pseudo Header, Design Specification(s) -

CHANGES: IPtX DNS Services 32 / 64 Bit Header

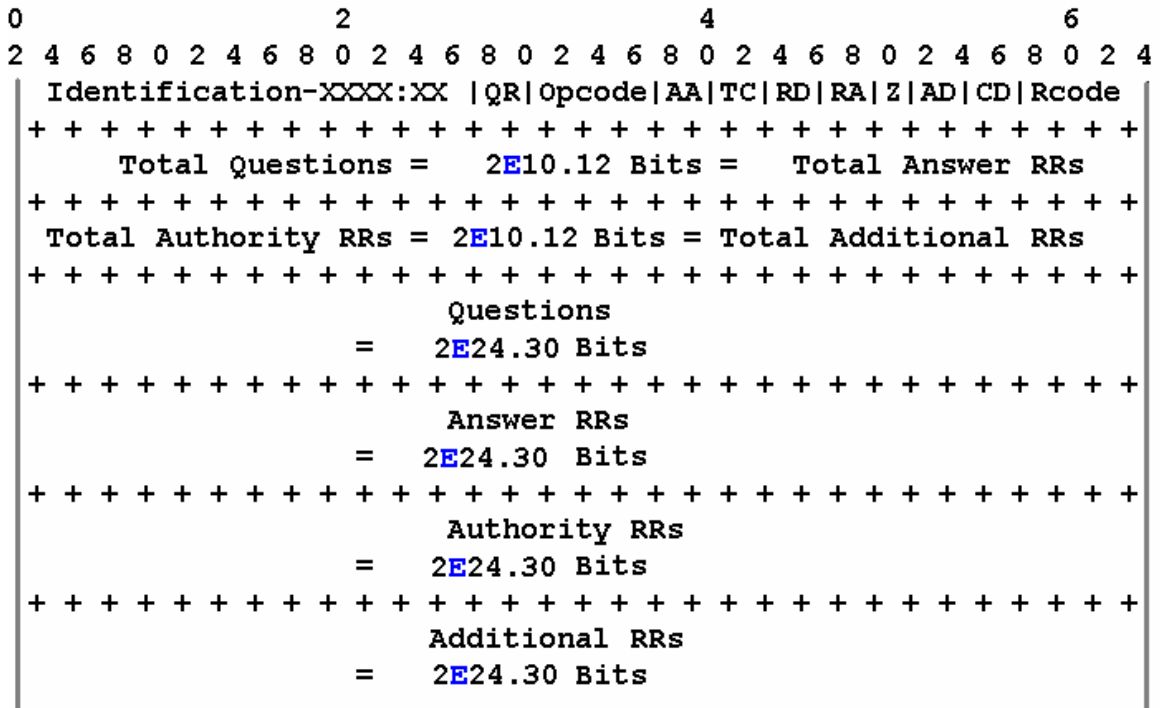
DNS Header for IPtX	DNS Query for IPtX	DNS RR Record for IPtX
Identification = 2E15.25 Bits Opcode = 4 Bits Rcode = 4 Bits	Type = 2E18.20 Bits Class = 16 Bits Length Rdata = 2E12.20 Bits	Type = 2E18.20 Bits Class = 16 Bits TTL = Variable to 2E22.40 Bits

TQuestions = 2E12.20 Bits TAnswers RR = 2E12.20 Bits TAuthority RR = 2E12.20 Bits TAdditional RR = 2E12.20 Bits CIDRNetDes = XXXX:XX /XXXX:XX = 8 Bits	<p>4 New "TYPE" Categories</p> <ol style="list-style-type: none"> TYPE 43 = 'RNN' = "Reverse Network Domain Name" Title: IN-ADDR.APARA NAME = IN-ADDR.RNN TYPE 44 = 'RNN-PTR' = "Reverse Network Domain Name-Domain Name Pointer" <p>2 New IPtX DNS Tag(s) Specifications</p> <ol style="list-style-type: none"> TYPE 45 = XA = "IPtX (IP Address)" Where X = Integer Variable ≥ 1 - e.g. IPt1 = A, IPt2 = AA = 2A, IPt3 = AAA = 3A, IPt4 = AAAA = 4A, etc TYPE 46 = X[~]A = "IPtX (IP Address)" 	

DNS Header 32 Bit IPTX



DNS Header 64 Bit IPTX



DNS Query 32 / 64 Bit IPtX

```
0                    1                    2                    3
1 2 3 4 5 6 7 8 9 0 1 2 3 4 5 6 7 8 9 0 1 2 3 4 5 6 7 8 9 0 1 2
/
/                    DNS Query 32 Scale IPtX                    /
/
```

```
0                    2                    4                    6
2 4 6 8 0 2 4 6 8 0 2 4 6 8 0 2 4 6 8 0 2 4 6 8 0 2 4 6 8 0 2 4
/
/                    DNS Query 64 Scale IPtX                    /
/
```

```
/                Field Information - IPtX DNS Query                /
|                Query Name                                        |
|+ + + + + + + + + + + + + + + + + + + + + + + + + + + + + + + +|
| 32 Bit = 2E10.12 Bits   :::   64 Bit = 2E24.30 Bits           |
|+ + + + + + + + + + + + + + + + + + + + + + + + + + + + + + + +|
| 32 Bit = 2E10.12 Bits   :::   64 Bit = 2E24.30 Bits           |
|+ + + + + + + + + + + + + + + + + + + + + + + + + + + + + + + +|
| Type = 16 Bit / 2E10.12 Bit | Class = 16 Bit / 2E10.12 Bit |
|+ + + + + + + + + + + + + + + + + + + + + + + + + + + + + + + +|
| 32 Bit = 2E10.12 Bits   :::   64 Bit = 2E24.30 Bits           |
|+ + + + + + + + + + + + + + + + + + + + + + + + + + + + + + + +|
| 32 Bit = 2E10.12 Bits   :::   64 Bit = 2E24.30 Bits           |
|-----|
```


DNS Resource Record 32 / 64 Bit IPtX

```

0                1                2                3
1 2 3 4 5 6 7 8 9 0 1 2 3 4 5 6 7 8 9 0 1 2 3 4 5 6 7 8 9 0 1 2
/
/                DNS Resource Record 32 Scale IPtX                /
/

```

```

0                2                4                6
2 4 6 8 0 2 4 6 8 0 2 4 6 8 0 2 4 6 8 0 2 4 6 8 0 2 4 6 8 0 2 4
/
/                DNS Resource Record 64 Scale IPtX                /
/

```

```

/
/                Field Information - DNS Resource Record                /
/

```

```

|                                     Name                                     |
|+ + + + + + + + + + + + + + + + + + + + + + + + + + + + + + + + + + + + |
|                32 / 64 Bit = 2E10.12 Bit / 2E24.30 Bits                |
|+ + + + + + + + + + + + + + + + + + + + + + + + + + + + + + + + + + + + |
|                32 / 64 Bit = 2E10.12 Bit / 2E24.30 Bits                |
|+ + + + + + + + + + + + + + + + + + + + + + + + + + + + + + + + + + + + |
| Type = 16 Bit / 2E10.12 Bit | Class = 16 Bit / 2E10.12 Bit |
|+ + + + + + + + + + + + + + + + + + + + + + + + + + + + + + + + + + + + |
|   32 Bit = 2E10.12 Bits      TTL      64 Bit = 2E24.30 Bits      |
|+ + + + + + + + + + + + + + + + + + + + + + + + + + + + + + + + + + + + |
| Length Rdata = 16 Bit / 2E10.12 Bit | Rdata = 16 Bit / 2E10.12 Bit |
|+ + + + + + + + + + + + + + + + + + + + + + + + + + + + + + + + + + + + |
|                32 / 64 Bit = 2E10.12 Bit / 2E24.30 Bits                |
|+ + + + + + + + + + + + + + + + + + + + + + + + + + + + + + + + + + + + |
|                32 / 64 Bit = 2E10.12 Bit / 2E24.30 Bits                |
|-----|

```

```

                IPTX TCP Header 32 64 Bit
0                1                2                3
1 2 3 4 5 6 7 8 9 0 1 2 3 4 5 6 7 8 9 0 1 2 3 4 5 6 7 8 9 0 1 2
/
/                TCP Header 32 Scale IPTX
/

0                2                4                6
2 4 6 8 0 2 4 6 8 0 2 4 6 8 0 2 4 6 8 0 2 4 6 8 0 2 4 6 8 0 2 4
/
/                TCP Header 64 Scale IPTX
/

/
/                Field Information - TCP Header
/
| Source Port= 16 / 2E10.12 Bits | Destination Port = 16 / 2E10.12 Bits |
| + + + + + + + + + + + + + + + + + + + + + + + + + + + + + + + + + + |
| 2E10.12 Bits = Sequence Number = 2E24.30 Bits |
| + + + + + + + + + + + + + + + + + + + + + + + + + + + + + + + + + + |
| 2E10.12 Bits = Acknowledgment Number = 2E24.30 Bits |
| + + + + + + + + + + + + + + + + + + + + + + + + + + + + + + + + + + |
| DataOffset 4Bit | Resrvd | ECN | Control Bits 6 | Window 48Bit HEX No. |
| + + + + + + 2 + + + + + + + + + + + + 3 + + + + 24 + + + + + + |
| Checksum=16 Bit / 2E10.12 Bit | Urgent Pointer=16 Bit / 2E10.12 Bit |
| + + + + + + + + + + + + + + + + + + + + + + + + + + + + + + + + + + |
| 2E10.12 Bits = Options and padding = 2E24.30 Bits |
| :: |
| + + + + + + + + + + + + + + + + + + + + + + + + + + + + + + + + + + |
| 2E10.12 Bits = Data = 2E24.30 Bits |
| :: |
|-----|

```

IPTX 32 / 64 Bit TCP Pseudo Header

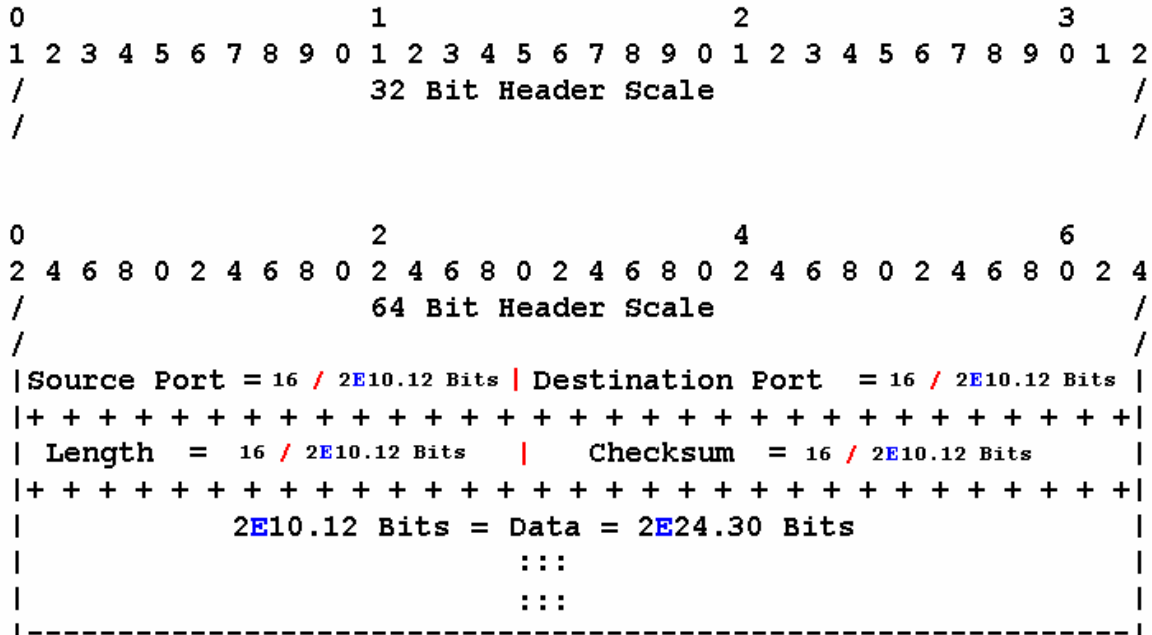
```

0                1                2                3
1 2 3 4 5 6 7 8 9 0 1 2 3 4 5 6 7 8 9 0 1 2 3 4 5 6 7 8 9 0 1 2
/
/                32 Bit Header Scale
/

0                2                4                6
2 4 6 8 0 2 4 6 8 0 2 4 6 8 0 2 4 6 8 0 2 4 6 8 0 2 4 6 8 0 2 4
/
/                64 Bit Header Scale
/
| 2E10.12 Bits = Source IPTX address = 2E24.30 Bits |
| + + + + + + + + + + + + + + + + + + + + + + + + + + + + + + + + + + |
| 2E10.12 Bits = Destination IPTX address = 2E10.12 Bits |
| + + + + + + + + + + + + + + + + + + + + + + + + + + + + + + + + + + |
| 0 | Protocol = 8 / 16 Bits | Total length = 16 / 2E10.12 Bits |
|-----|

```

UDP header for IPTx 32 / 64 Bits



Note: There is room for improvement, i.e. **TTL** = 2E24.30... Bits! This is clearly **Ridiculous** – However, here is **Backwards Compatibility** at its Best. At least now, **Networking the Moon**, or perhaps **Mars**, seems plausible.

Security Considerations

This document, whose only objective was the deliberation of Information, does not directly raise any security issues. Hence, there are no issues that warrant Security Considerations.

Work(s) in Progress;

These drafts represent the twelve chapters of the Networking Bible, designing a Network IP Addressing Specification that maintains a 100 Percent backward compatibility with the IPv4 Specification. In other words, this is a design specification developed from the Theory of the Expansion of the IPv4 IP Addressing Specification, which allowed the representation of the Network for the entire World on paper, and the possibility of an Infinite IP Address Pool. Nevertheless, the Internet-Drafts listed below, "Cited as Work(s) in Progress", explain the design Specification for the development of the IPTX (IP Telecommunications Specification) Protocol Addressing System and the correction of the Mathematical Error in the Binary System.

Computer Science / Internet Technology:

1. <http://www.ietf.org/internet-drafts/draft-terrell-logic-analy-bin-ip-spec-ipv7-ipv8-10.txt>
(Foundational Theory for the New IPTX family IP Addressing Specification, and the Binary Enumeration error discovery after the correction.) - "Work(s) in Progress"
2. <http://www.ietf.org/internet-drafts/draft-terrell-simple-proof-support-logic-analy-bin-02.txt>
(The 2nd proof for the existence of another Binary System, resulting from the Error Correction.)
- "Work(s) in Progress"
3. <http://www.ietf.org/internet-drafts/draft-terrell-visual-change-redefining-role-ipv6-01.pdf>
(Argument against the Machine dependant IPv6 deployment.)
- "Work(s) in Progress"
4. <http://www.ietf.org/internet-drafts/draft-terrell-schem-desgn-ipt1-ipt2-cmput-tel-numb-02.pdf>
(The foundation of the New IPTX Addressing Spec compared to the Telephone Numbering System.)
- "Work(s) in Progress"
5. <http://www.ietf.org/internet-drafts/draft-terrell-internet-protocol-t1-t2-ad-sp-06.pdf>
(The IPTX Addressing Specification Address Space / IP Address Allocation Table; establishes the visual perspective that actually represents Networking Schematic Networking the entire World on Paper.) - "Work(s) in Progress"
6. <http://www.ietf.org/internet-drafts/draft-terrell-iptx-spec-def-cidr-ach-net-descrip-01.pdf>
(Re-Defines CIDR) {Classes Inter-Domain Routing Architecture} and introduces the Network Descriptor for the IPTX Addressing Standard.) - "Work(s) in Progress"
7. <http://www.ietf.org/internet-drafts/draft-terrell-math-quant-new-para-redefi-bin-math-04.pdf>
(The 3rd Proof for the New Binary System, correcting the error in Binary Enumeration.)
- "Work(s) in Progress"
8. <http://www.ietf.org/internet-drafts/draft-terrell-gwebs-vs-ieps-00.pdf>
(Defining the GWEBS – The Global Wide Emergency Broadcast System)
- "Work(s) in Progress"
9. <http://www.ietf.org/internet-drafts/draft-terrell-iptx-dhcp-req-iptx-ip-add-spec-00.pdf>
(The development of the DHCP {Dynamic Host Configuration Protocol} for the IPTX IPSpec)
- "Work(s) in Progress"

10. <http://www.ietf.org/internet-drafts/draft-terrell-iptx-dns-req-iptx-ip-add-spec-03.pdf>

(The development of the DNS {Domain Naming Specification} the for IPTX IPSpec)

- "Work(s) in Progress"

11. <http://www.ietf.org/internet-drafts/draft-terrell-math-quant-ternary-logic-of-binary-sys-08.pdf>

(Derived the Binary System from the proof of "Fermat's Last Theorem", and Developed the Ternary Logic for the Binary System) - "Work(s) in Progress"

12. <http://www.ietf.org/internet-drafts/draft-terrell-cidr-net-descrpt-expands-iptx-add-spc-17.pdf>

- "Work(s) in Progress"

(An application of Quantum Scale Theory, the $2^X : 1$ Compression Ratio, the Expansion derived from the 'CIDR Network Descriptor, and the Mathematics of Quantification provided the foundation for the development of the "Intelligent Quantum Tunneling Worm Protocol"; A Routable Mathematical Exponential Expression, Backend IP Addressing Protocol that provides an (nearly) Unlimited IP Address Space using the Compression Ratio $2^X : 1$.)

Note: These Drafts has Expired at www.ietf.org Web Site. However, you can still find copies posted at Web Sites all over the World. {Suggestion; Perform Internet search using "Yahoo" or "Google", Key word: "[ETT-R&D Publications](#)"}

7. Normative References:

Pure Mathematics:

1. **The Proof of Fermat's Last Theorem; The Revolution in Mathematical Thought {Nov 1979}**
Outlines the significance of the need for a thorough understanding of the Concept of Quantification and the Concept of the Common Coefficient. These principles, as well many others, were found to maintain an unyielding importance in the Logical Analysis of Exponential Equations in Number Theory.
2. **The Rudiments of Finite Algebra; The Results of Quantification {July 1983}**
Demonstrates the use of the Exponent in Logical Analysis, not only of the Pure Arithmetic Functions of Number Theory, but Pure Logic as well. Where the Exponent was utilized in the Logical Expansion of the underlining concepts of Set Theory and the Field Postulates. The results yield another Distributive Property that is Conditional, which supports the existence of a Finite Field (i.e. Distributive Law for Exponential Functions) and emphasized the possibility of an Alternate View of the Entire Mathematical field.
3. **The Rudiments of Finite Geometry; The Results of Quantification {June 2003}**
Building upon the preceding works from which the Mathematics of Quantification was derived. Where by it was logically concluded that there existed only 2 mathematical operations; Addition and Subtraction. In other words, the objectives this treatise maintained, which was derived from the foundation of the Mathematics of Quantification; involves not only the clarification of the misconceptions concerning Euclid's Fifth Postulate, and the logical foundation of his work, or the existence of 'Infinity in a Closed Bound Finite Space'. But, the logical derivation of the Foundational Principles that are consistence with the foundation presented by Euclid, which would establish the logical format for the Unification of all the Geometries presently existing.
4. **The Rudiments of Finite Trigonometry; The Results of Quantification {July 2004}**
The development of the concepts for Finite Trigonometry from the combined foundations derived from numbers 3 and 5, and the Mathematics of Quantification.
5. **The Mathematics of Quantification and the Metamorphosis of $\pi : \tau$ { October 2004}**
The logical derivation of the exact relationship between the Circumference and the Diameter of the Circle, which defines the measurement of the exact length of the Circle's Circumference, τ when the Radius is equal to '1'.
6. **Squaring the Circle? First! What is the Circle's Area? {January 2005}**
The Rhind Papyrus Tale, and the 10,000 year old quest involving "Squaring the Circle"; Derivation of the equation resolving the Area of the Circle. An illusion perplexing the Sight and Mind of the greatest mathematicians for about 10,000 years, which maintains an elementary algebraic solution: $(\pi r \div 2)^2 = \text{Area of Circle}$.

Physics:

7. **The Mathematics of Quantification & The Rudiments of Finite Physics**
The Analysis of Newton's Laws of Motion...the Graviton' {December 2004}
Through the use of Finite Algebra, Geometry, Trigonometry, and # 5, investigation of the Laws of Classical Physics were found to be erroneous. This allowed the presentation of the initial work, which correct the flaws in Classical Physics, and establishes the foundation upon which there exist the possibility of a Grand Unified Field Theory for the Natural Sciences.

Informative References

- 1. G Boole (Dover publication, 1958) "An Investigation of The Laws of Thought" On which is founded The Mathematical Theories of Logic and Probabilities; and the Logic of Computer Mathematics.**
- 2. R Carnap (University of Chicago Press, 1947 / 1958) "Meaning and Necessity" A study in Semantics and Modal Logic.**
- 3. R Carnap (Dover Publications, 1958) " Introduction to Symbolic Logic and its Applications"**
- 4. Regis Desmeules (Cisco Press, April 24, 2003) " Cisco Self-Study: Implementing Cisco IPv6 Networks "**
- 5. Gary C. Kessler (Auerbach Press, August 1997) " Handbook on Local Area Networks "**
- 6. R. Hinden (Nokia) and S. Deering (Cisco Systems) RFC 2373 - " IP Version 6 Addressing Architecture "**
- 7. Hartley, R.V.L; "Transmission of Information," Bell System Technical Journal, July 1928**
- 8. Reza, Fazlollah M.; An Introduction to Information Theory. New York: Dover, 1994.**
- 9. David J. C. MacKay; Information Theory, Inference, and Learning Algorithms Cambridge: Cambridge University Press, 2003.**
- 10. DNS Implementation and Security RFCs: 2535, 2931, 2135, 1035, 1996, 2845, 2930, 2671, 1183, 1706, 2163, 1712, 1886, 1876, 1002, 2052, 2782, 2168, 2915, 2538, 2230, 2671, 2672, 2874, 1995, 3123, 1996, 2182, 1101, 1123, 1279, 1296, 1383, 1401, 1464, 1480, 1535, 1536, 1591, 1611, 1612, 1713, 1794, 1876, 1886, 2163, 2168, 2219, 2230, 2308, 2517, 2538, 2539, 2541, 2606, 2845, 2870, 2915, 2929, 2930, 2931, 3007, 3008, 3090, 3110, 3027, 3071, 3130, 3123, 3152, 2537, 2137, and 2065.**

Author:

Eugene Terrell

**Principle Director
Research & Development**

**Engineering Theoretical Technologies
Research & Development Publications
(ETT-R&D Publications)**

**3312 64th Avenue Place
Oakland, CA. 94605
Voice: 510-636-9885
E-Mail: eterrell00@netzero.net**

"This work is Dedicated to my first and only child, 'Princess Yahnay', because she is the gift of Dreams, the true treasure of my reality, and the 'Princess of the Universe'. (E.T. 2006)"

Copyright (C) The IETF Trust (2007).

This document is subject to the rights, licenses and restrictions contained in BCP 78, and except as set forth therein, the authors retain all their rights.

This document and the information contained herein are provided on an "AS IS" basis and THE CONTRIBUTOR, THE ORGANIZATION HE/SHE REPRESENTS OR IS SPONSORED BY (IF ANY), THE INTERNET SOCIETY, THE IETF TRUST, AND THE INTERNET ENGINEERING TASK FORCE DISCLAIM ALL WARRANTIES, EXPRESS OR IMPLIED, INCLUDING BUT NOT LIMITED TO ANY WARRANTY THAT THE USE OF THE INFORMATION HEREIN WILL NOT INFRINGE ANY RIGHTS OR ANY IMPLIED WARRANTIES OF MERCHANTABILITY OR FITNESS FOR A PARTICULAR PURPOSE.

Intellectual Property

The IETF takes no position regarding the validity or scope of any Intellectual Property Rights or other rights that might be claimed to pertain to the implementation or use of the technology described in this document or the extent to which any license under such rights might or might not be available; nor does it represent that it has made any independent effort to identify any such rights. Information on the procedures with respect to rights in RFC documents can be found in BCP 78 and BCP 79.

Copies of IPR disclosures made to the IETF Secretariat and any assurances of licenses to be made available, or the result of an attempt made to obtain a general license or permission for the use of such proprietary rights by implementers or users of this specification can be obtained from the IETF on-line IPR repository at <http://www.ietf.org/ipr>.

The IETF invites any interested party to bring to its attention any copyrights, patents or patent applications, or other proprietary rights that may cover technology that may be required to implement this standard. Please address the information to the IETF at ietf-ipr@ietf.org.

Acknowledgement

Funding for the RFC Editor function is provided by the IETF Administrative Support Activity (IASA).